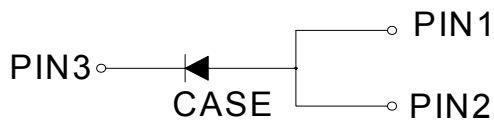



Surface Mount Ultrafast Rectifier Diode



Features

- Ultrafast reverse recovery time
- Low leakage current
- Low switching losses, high efficiency
- High forward surge capability
- Solder dip 260 °C max. 10 s, per JESD 22-B106

Typical Applications

For use in high frequency rectification and freewheeling application in switching mode converters and inverters for consumer, computer and telecommunication.

Mechanical Data

- **Package:** TO-277
Molding compound meets UL 94 V-0 flammability rating, RoHS-compliant, halogen-free
- **Terminals:** Tin plated leads, solderable per J-STD-002 and JESD22-B102
- **Polarity:** Color band denotes the cathode end

■ Maximum Ratings (T_j=25°C Unless otherwise specified)

PARAMETER	SYMBOL	UNIT	MUR5U60
Device marking code			MUR5U60
Maximum Repetitive Peak Reverse Voltage	V _{RRM}	V	600
Maximum RMS Voltage	V _{RMS}	V	424
Maximum DC blocking Voltage	V _{DC}	V	600
Average Rectified Output Current @60Hz sine wave, Resistance load, T _c (FIG.1)	I _o	A	5.0
Forward Surge Current (Non-repetitive) @60Hz Half-sine wave, 1 cycle, T _j =25°C	I _{FSM}	A	120
Forward Surge Current (Non-repetitive) @1ms, square wave, 1 cycle, T _j =25°C			240
Current squared time @1ms≤t≤8.3ms T _j =25°C	I ² t	A ² s	60
Typical Junction capacitance @4V, 1MHz	C _j	pF	52
Storage Temperature	T _{stg}	°C	-55 ~ +150
Junction Temperature	T _j	°C	-55 ~ +150



MUR5U60

■ Electrical Characteristics (T_j=25°C Unless otherwise specified)

PARAMETER	SYMBOL	UNIT	TEST CONDITIONS		Min	Typ	Max
Instantaneous forward voltage drop per diode	V _{FM}	V	T _j =25°C	I _{FM} =5.0A	-	1.20	1.50
			T _j =125°C		-	0.98	1.25
Reverse Recovery Time	T _{RR}	ns	T _j =25°C	I _F =0.5A, I _R =1.0A, I _{rr} =0.25A	-	-	50
			T _j =25°C		-	51	-
			T _j =125°C		-	81	-
Peak recovery current	I _{RRM}	A	T _j =25°C	I _F =5A di/dt=-200A/us V _{RM} =400V	-	7.25	-
			T _j =125°C		-	11.23	-
Reverse recovery charge	Q _{rr}	nC	T _j =25°C	I _F =5A di/dt=-200A/us V _{RM} =400V	-	185	-
			T _j =125°C		-	465	-
DC reverse current at rated DC blocking voltage per diode	I _{RRM1}	uA	T _j =25°C	V _{RM} =V _{RRM}	-	-	5
	I _{RRM2}		T _j =125°C		-	-	50
Non-repetitive avalanche energy	EAS	mJ	T _j =25°C	I _R =1.4A L=15 mH	100		

■ Thermal Characteristics (T_j=25°C Unless otherwise specified)

PARAMETER	SYMBOL	UNIT	MUR5U60
Typical Thermal resistance	R _{θJA} ⁽¹⁾	°C/W	50
	R _{θJC} ⁽¹⁾		8

■ Ordering Information (Example)

PREFERRED P/N	PACKAGE CODE	UNIT WEIGHT(g)	MINIMUM PACKAGE(pcs)	INNER BOX QUANTITY(pcs)	OUTER CARTON QUANTITY(pcs)	DELIVERY MODE
MUR5U60	F1	Approximate 0.0821	5000	/	80000	13" reel



MUR5U60

■ Characteristics (Typical)

FIG.1: I_o - T_c Curve

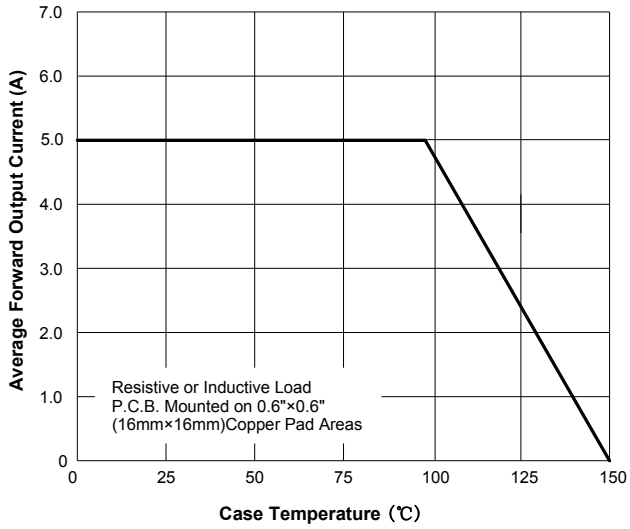


FIG.2: Forward Surge Current Capability

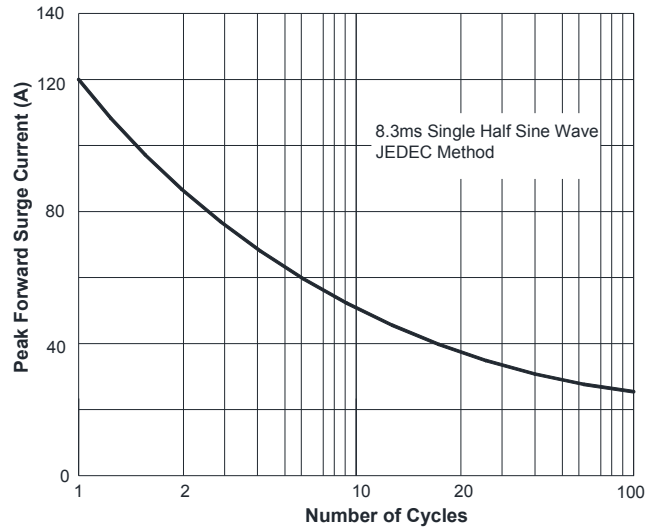


FIG.3: Forward Voltage

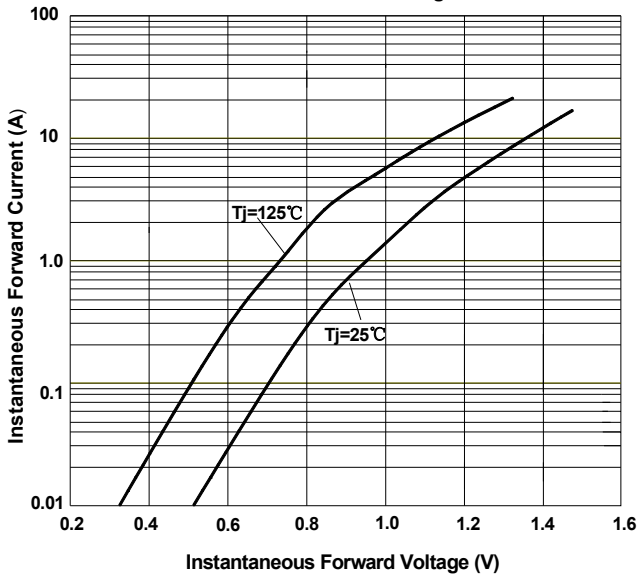
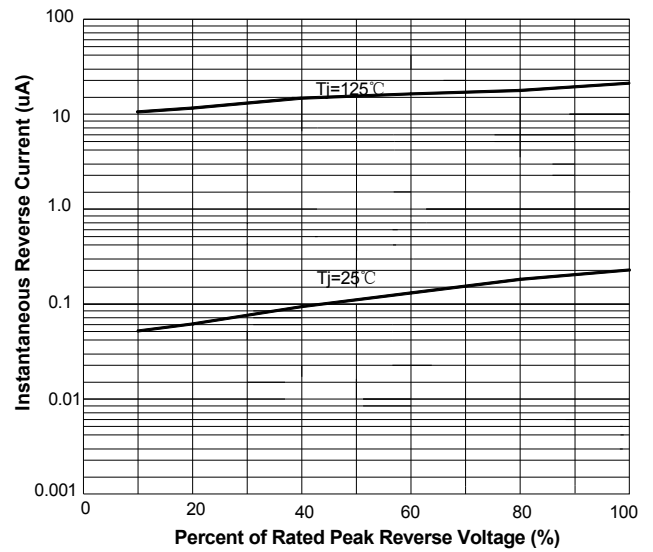


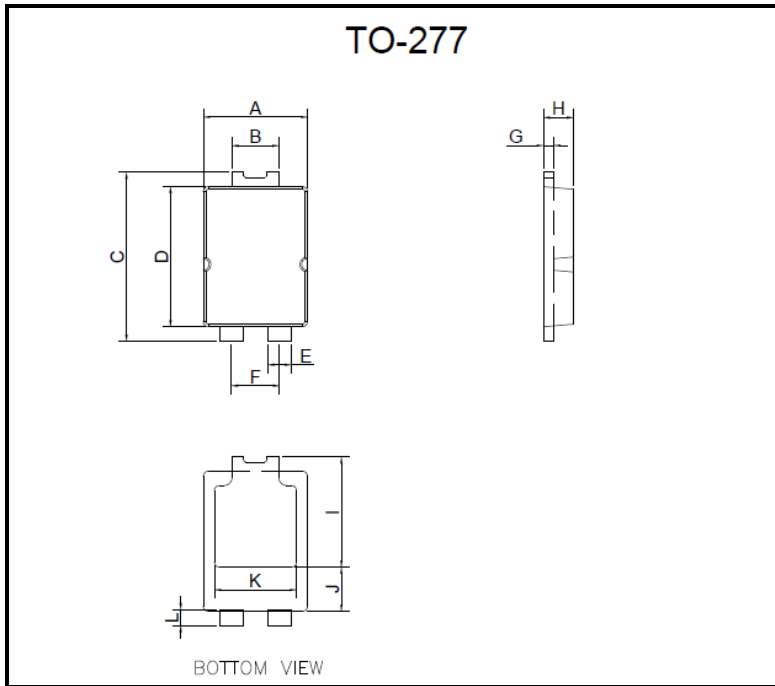
FIG.4: Typical Reverse Characteristics





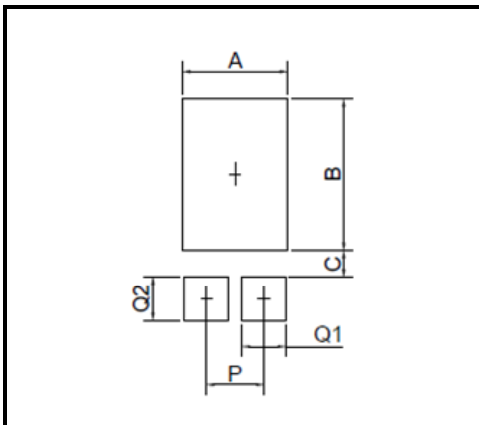
MUR5U60

■ Outline Dimensions



DIM	mm	
	MIN.	MAX.
A	3.90	4.10
B	1.70	1.90
C	6.40	6.60
D	5.30	5.50
E	0.80	1.00
F	1.85 REF	
G	0.35	0.45
H	1.10	1.20
I	4.10	4.50
J	1.50	1.90
K	2.90	3.40
L	0.55	0.75

■ Suggested pad layout



DIM	MIN.(mm)
A	3.36
B	4.86
C	0.85
P	1.84
Q1	1.40
Q2	1.40



MUR5U60

Disclaimer

The information presented in this document is for reference only. Yangzhou Yangjie Electronic Technology Co., Ltd. reserves the right to make changes without notice for the specification of the products displayed herein to improve reliability, function or design or otherwise.

The product listed herein is designed to be used with ordinary electronic equipment or devices, and not designed to be used with equipment or devices which require high level of reliability and the malfunction of which would directly endanger human life (such as medical instruments, transportation equipment, aerospace machinery, nuclear-reactor controllers, fuel controllers and other safety devices), Yangjie or anyone on its behalf, assumes no responsibility or liability for any damages resulting from such improper use of sale.

This publication supersedes & replaces all information previously supplied. For additional information, please visit our website [http:// www.21yangjie.com](http://www.21yangjie.com) , or consult your nearest Yangjie's sales office for further assistance.