
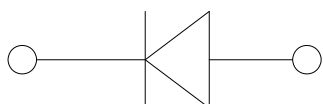


## Small Signal Schottky Diode



### Features

- $V_R$  30V
- $I_{FM}$  30mA



### Mechanical Data

- **Package:** SOD523
- **Terminals:** Tin plated leads, solderable per J-STD-002 and JESD22-B102
- **Polarity:** Cathode line denotes the cathode end
- **Marking:** 4B

### ■ Maximum Ratings (Ta=25°C Unless otherwise specified)

PARAMETER	SYMBOL	UNIT	Conditions	VALUE
Peak reverse voltage	$V_{RM}$	V		40
Reverse voltage	$V_R$	V		30
Forward continuous current	$I_{FM}$	mA	$T_a=25^\circ\text{C}$	30
Non-repetitive Peak Forward Surge Current@t=8.3ms	$I_{FSM}$	A		0.2
Power dissipation	$P_D$	mW		150
Maximum junction temperature	$T_j$	°C		125
Storage temperature range	$T_{stg}$	°C		-55 to +150
Thermal Resistance Junction to Ambient Air	$R_{\theta JA}$	°C/W		667

### ■ Electrical Characteristics (Ta=25°C Unless otherwise specified)

PARAMETER	SYMBOL	UNIT	Conditions	Min	Max
Reverse Breakdown Voltage	$V_R$	V	$I_R=10\mu\text{A}$	30	
Maximum Forward voltage	$V_F$	V	$I_F=1\text{mA}$		0.37
Maximum Reverse current	$I_R$	$\mu\text{A}$	$V_R=30\text{V}$		0.5
Maximum Junction capacitance	$C_J$	pF	$V_R=0\text{V}, f=1\text{MHz}$		5

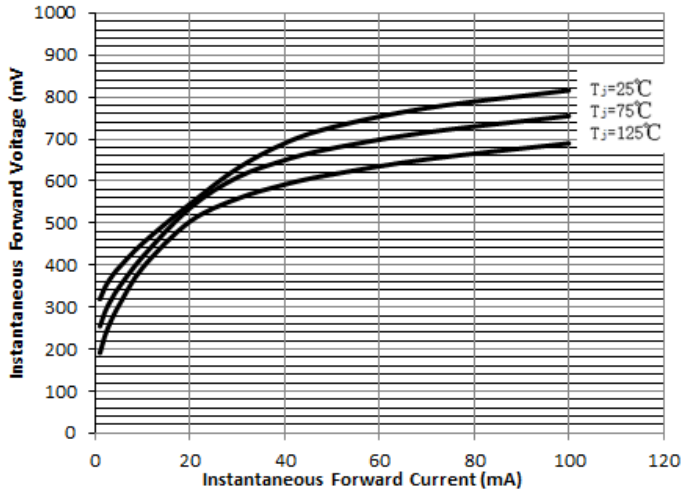
### ■ Ordering Information (Example)

PREFERRED P/N	PACKING CODE	UNIT WEIGHT(g)	MINIMUM PACKAGE(pcs)	INNER BOX QUANTITY(pcs)	OUTER CARTON QUANTITY(pcs)	DELIVERY MODE
RB751S-40	F2	Approximate 0.002	8000	80000	320000	7" reel

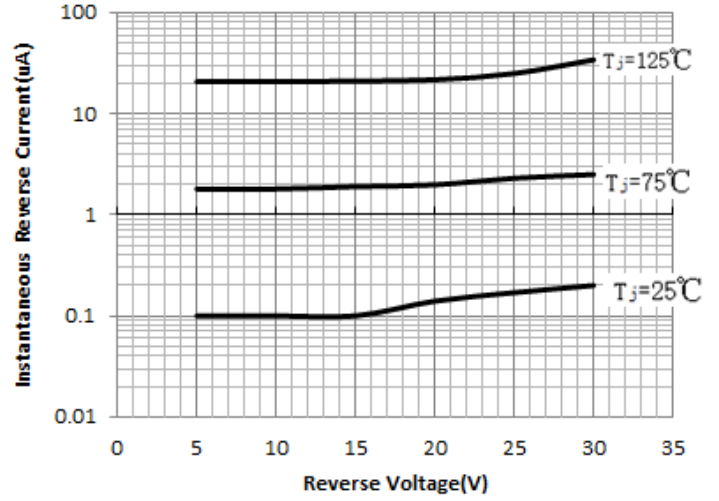


■ Characteristics (Typical)

Typical Instantaneous Forward Characteristics

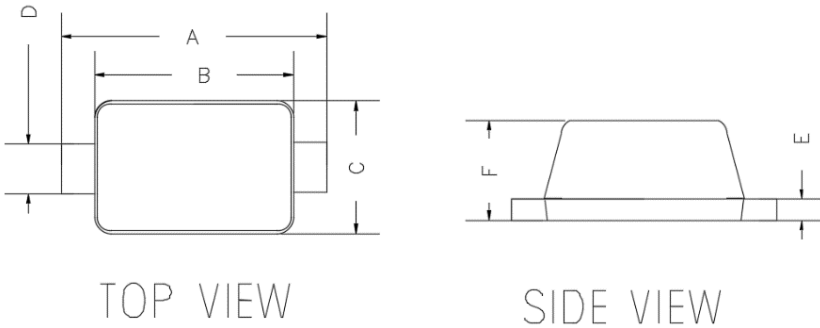


Typical Reverse Characteristics



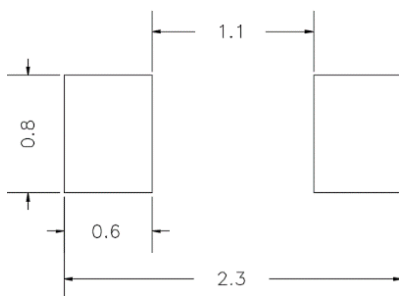
## ■ Outline Dimensions

SOD-523



DIMENSIONS				
DIM	INCHES		MM	
	MIN	MAX	MIN	MAX
A	0.059	0.067	1.500	1.700
B	0.043	0.051	1.100	1.300
C	0.028	0.035	0.700	0.900
D	0.010	0.014	0.250	0.350
E	0.002	0.008	0.050	0.200
F	0.020	0.028	0.500	0.700

## ■ Soldering Footprint



UNIT: mm

SUGGESTED SOLDER PAD LAYOUT



## Disclaimer

The information presented in this document is for reference only. Yangzhou Yangjie Electronic Technology Co., Ltd. reserves the right to make changes without notice for the specification of the products displayed herein to improve reliability, function or design or otherwise.

The product listed herein is designed to be used with ordinary electronic equipment or devices, and not designed to be used with equipment or devices which require high level of reliability and the malfunction of which would directly endanger human life (such as medical instruments, transportation equipment, aerospace machinery, nuclear-reactor controllers, fuel controllers and other safety devices), Yangjie or anyone on its behalf, assumes no responsibility or liability for any damages resulting from such improper use of sale.

This publication supersedes & replaces all information previously supplied. For additional information, please visit our website [http:// www.21yangjie.com](http://www.21yangjie.com) , or consult your nearest Yangjie's sales office for further assistance.