



Glass Passivated Rectifier Diode Modules

VRRM 800 to 1800V
IFAV 70 A

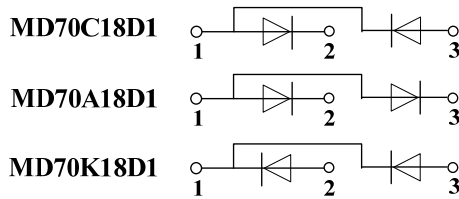
Applications

- Non-controllable rectifiers for AC/AC converters
- Line rectifiers for transistorized AC motor controllers
- Field supply for DC motors

Features

- Blocking voltage: 800 to 1800V
- Heat transfer through aluminum oxide DBC ceramic isolated metal baseplate
- Glass passivated chip
- UL recognized applied for file no. E360040

Circuit



Module Type

TYPE			VRRM	V _{RSM}
MD70C08D1	MD70A08D1	MD70K08D1	800V	900V
MD70C12D1	MD70A12D1	MD70K12D1	1200V	1300V
MD70C16D1	MD70A16D1	MD70K16D1	1600V	1700V
MD70C18D1	MD70A18D1	MD70K18D1	1800V	1900V

Maximum Ratings

Symbol	Conditions	Values	Units
IFAV	Single phase ,half wave 180° conduction T _c =102°C	70	A
IFSM	t=10mS T _{vj} =45°C	1400	A
i ² t	t=10mS T _{vj} =45°C	9800	A ² s
V _{isol}	a.c.50HZ;r.m.s.;1min	3000	V
T _{vj}		-40 to 150	°C
T _{stg}		-40 to 125	°C
Mt	To terminals(M5)	3±15%	Nm
Ms	To heatsink(M6)	5±15%	Nm
Weight	Module (Approximately)	100	g

Thermal Characteristics

Symbol	Conditions	Values	Units
R _{th(j-c)}	Per diode	0.51	°C/W
R _{th(c-s)}	Module	0.1	°C/W



Electrical Characteristics

Symbol	Conditions	Values			Units
		Min.	Typ.	Max.	
V_{FM}	$T=25^{\circ}C$ $I_F=200A$	—	1.20	1.30	V
V_{FO}	$T_J=25^{\circ}C$	—	0.94	—	V
	$T_J=150^{\circ}C$	—	0.96	—	V
r_F	$T_J=25^{\circ}C$	—	1.31	—	m Ω
	$T_J=150^{\circ}C$	—	2.07	—	m Ω
I_{RD}	$T_{vj}=150^{\circ}C$ $V_{RD}=V_{RRM}$	—	—	5	mA

Performance Curves

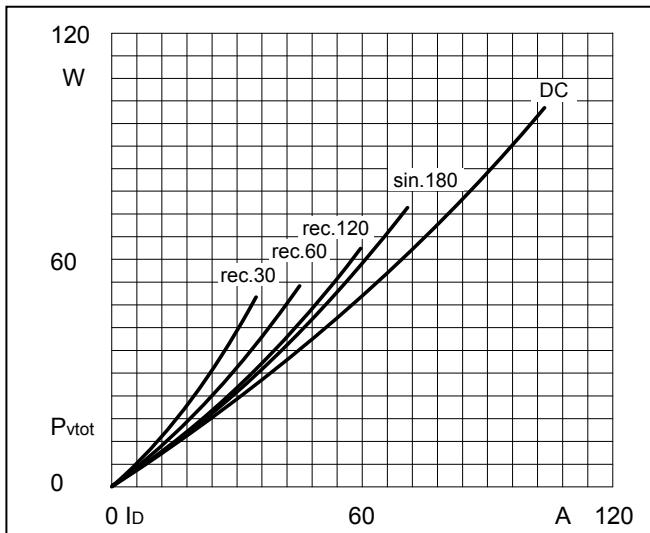


Fig1. Power dissipation

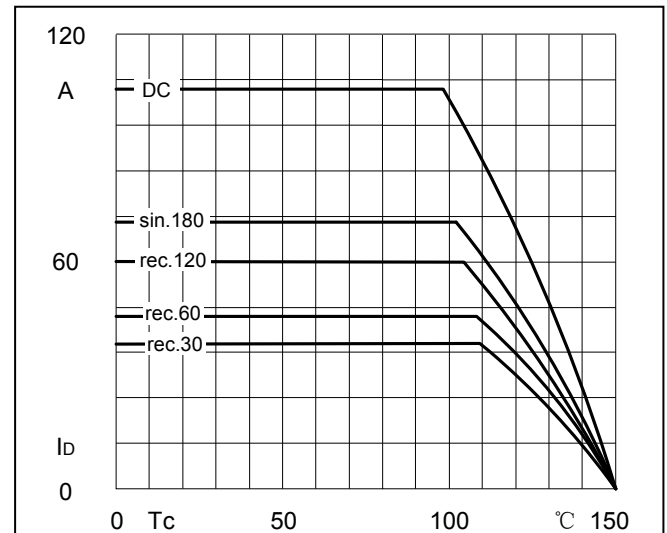


Fig2. Forward Current Derating Curve

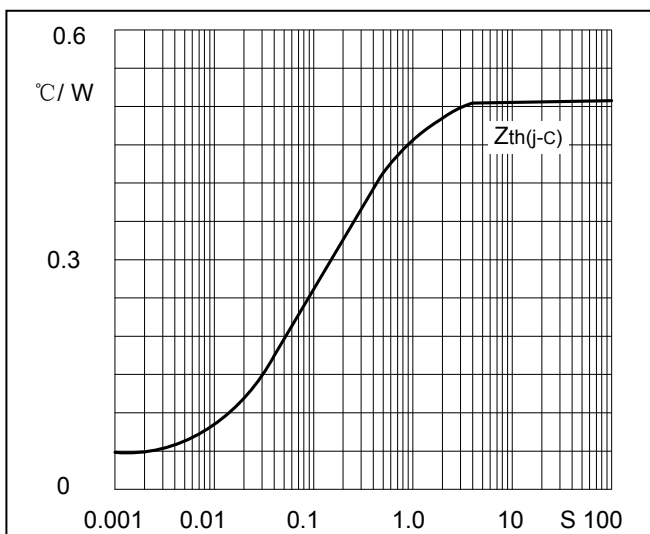


Fig3. Transient thermal impedance

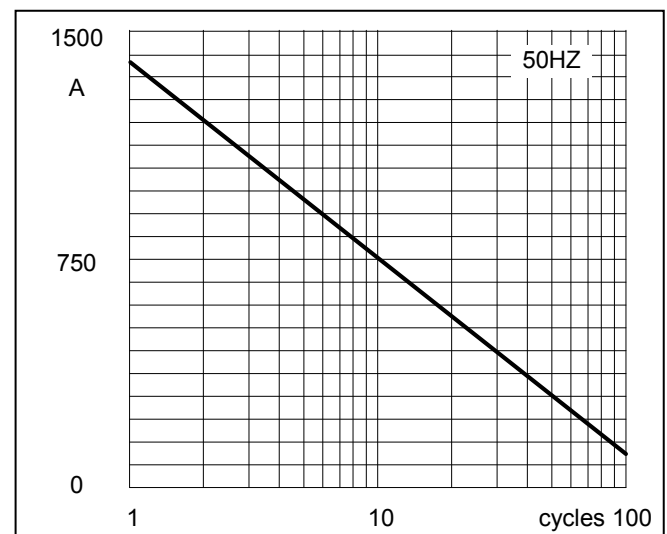


Fig4. Max Non-Repetitive Forward Surge Current

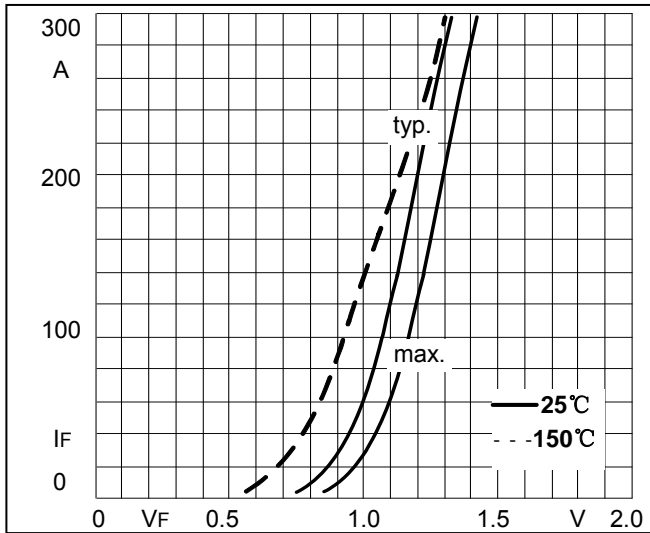


Fig5. Forward Characteristics

Package Outline Information

