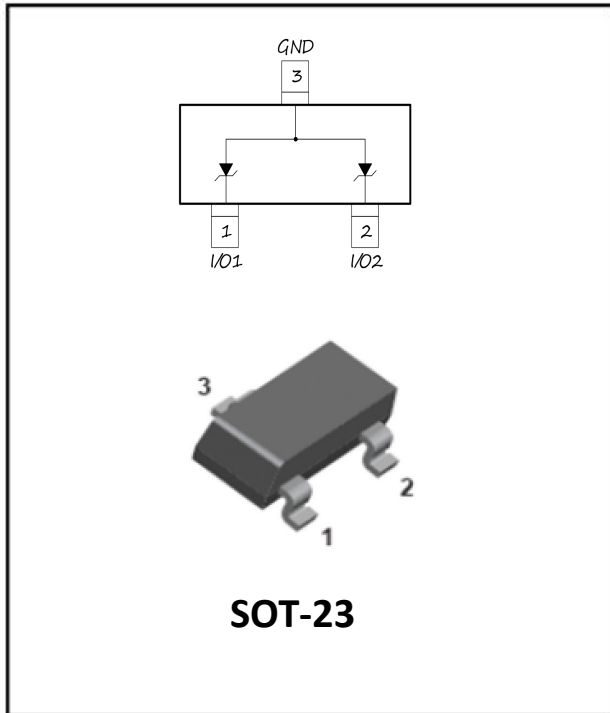


## 2-Line, Uni-directional, Transient Voltage Suppressor



### Features

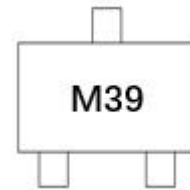
- Stand-off voltage: 31.2V
- Transient protection for each line according to  
IEC61000-4-2(ESD):  $\pm 30\text{kV}$  (contact)  
IEC61000-4-5(surge): 0.76A (10/1000 $\mu\text{s}$ )
- Low leakage current:
- Ultra low clamping voltage
- RoHS Compliant

### Applications

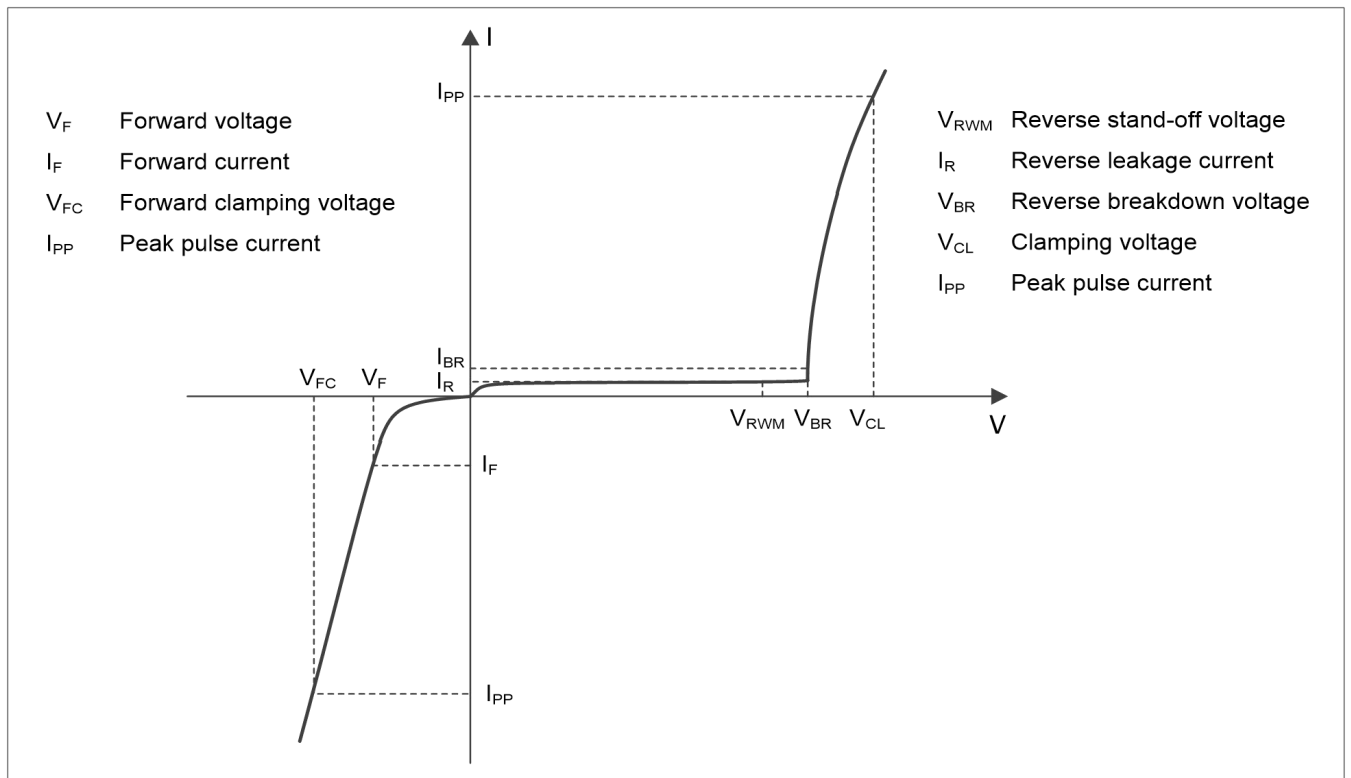
- Cellular Handsets and Accessories
- Notebooks and Handhelds
- Portable Instrumentation
- Set Top Box
- Industrial Controls
- Server and Desktop PC

### Mechanical Data

- Package: SOT-23
- Lead Finish: Matte Tin
- Case Material: "Green" Molding Compound
- Moisture Sensitivity: Level 1 per J-STD-020
- Marking Information: See Below



### Definitions of electrical characteristics





# MMBZ39VA

## ■Maximum Ratings

PARAMETER	SYMBOL	LIMITS	UNIT
Peak pulse power (tp = 10/1000μs)	P <sub>pk</sub>	38	W
Peak pulse current (tp = 10/1000μs)	I <sub>PP</sub>	0.76	A
ESD according to IEC61000-4-2 air discharge	V <sub>ESD</sub>	±30	KV
ESD according to IEC61000-4-2 contact discharge		±30	
Junction temperature	T <sub>J</sub>	-55~150	°C
Storage temperature	T <sub>STG</sub>	-55~150	°C

## ■Electrical Characteristics (T<sub>a</sub>=25°C Unless otherwise specified)

PARAMETER	Symbol	UNIT	Conditions	Min	Typ	Max
Reverse maximum working voltage	V <sub>RWM</sub>	V				31.2
Reverse breakdown voltage	V <sub>BR</sub>	V	I <sub>BR</sub> = 1mA	36		42
Reverse leakage current	I <sub>R</sub>	nA	V <sub>RWM</sub> = 31.2V			50
Clamping voltage <sup>2)</sup>	V <sub>CL</sub>	V	I <sub>PP</sub> = 0.76A, t <sub>p</sub> = 10/1000μs			50
Junction Capacitance	C <sub>J</sub>	pF	V <sub>R</sub> =0V,f=1MHz		42	

Notes:

- (1). TLP parameter: Z<sub>0</sub> = 50Ω, t<sub>p</sub> = 100ns, t<sub>r</sub> = 2ns, averaging window from 60ns to 80ns. R<sub>DYN</sub> is calculated from 4A to 16A.
- (2). Non-repetitive current pulse, according to IEC61000-4-5.

## ■Ordering Information (Example)

PREFERRED P/N	PACKING CODE	UNIT WEIGHT(mg)	MINIMUM PACKAGE(pcs)	INNER BOX QUANTITY(pcs)	OUTER CARTON QUANTITY(pcs)	DELIVERY MODE
MMBZ39VA	F2	Approximate 10	3000	30000	120000	7" reel



## ■ Characteristics (Typical)

Fig1: Pulse Waveform

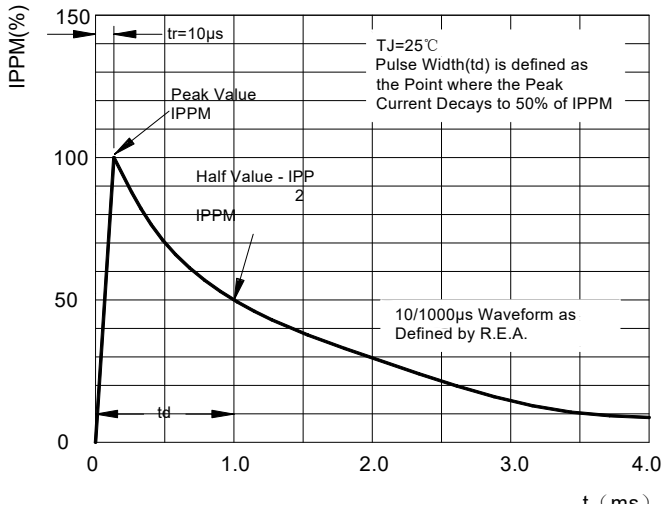


Fig 2: Contact discharge current waveform per IEC61000-4-2

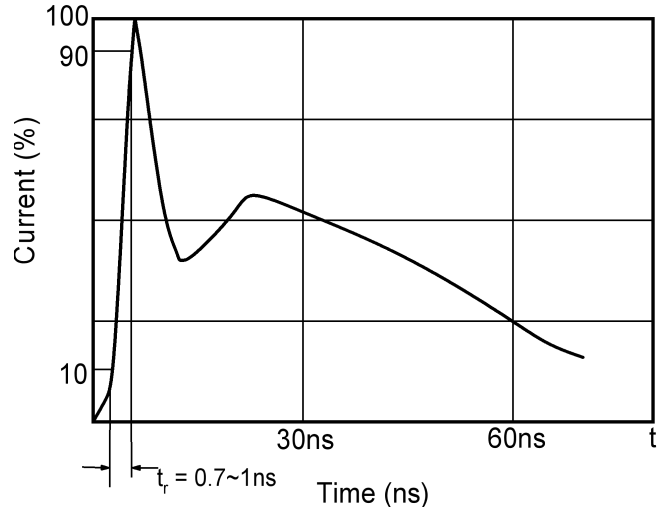


Fig3: Clamping voltage vs. Peak pulse current

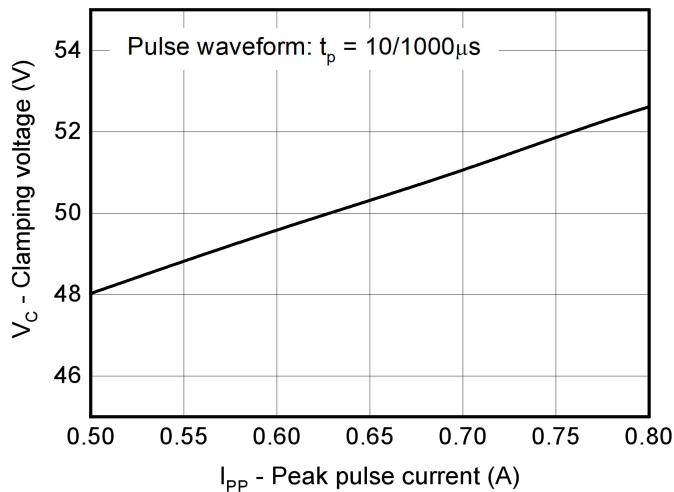


Fig4: Capacitance vs. Reverse voltage

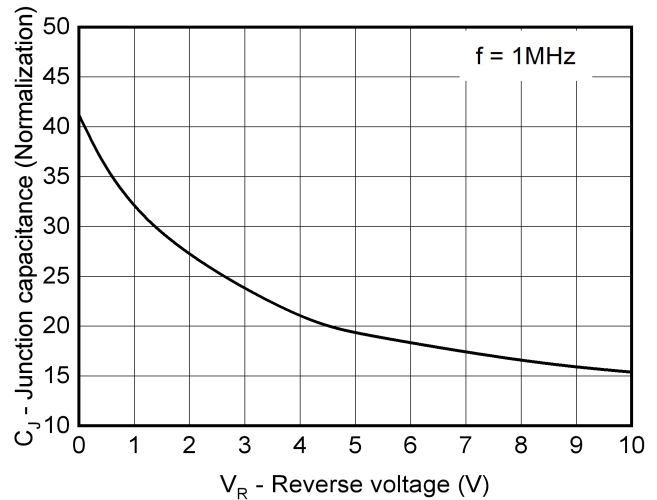


Fig5: Non-repetitive peak pulse power vs. Pulse time

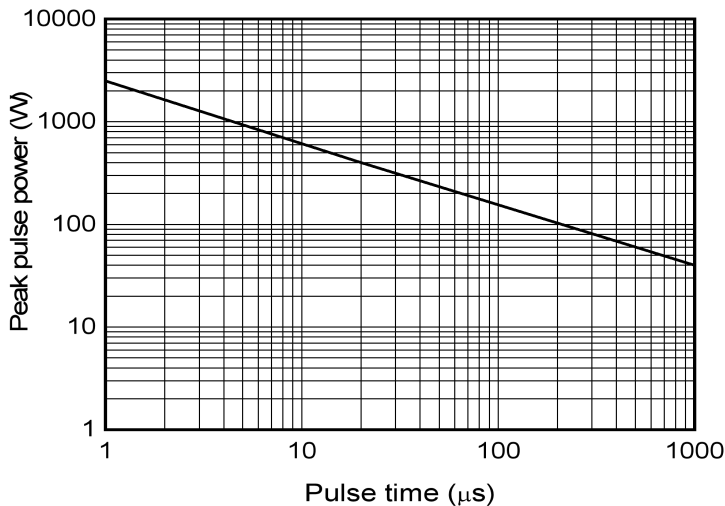
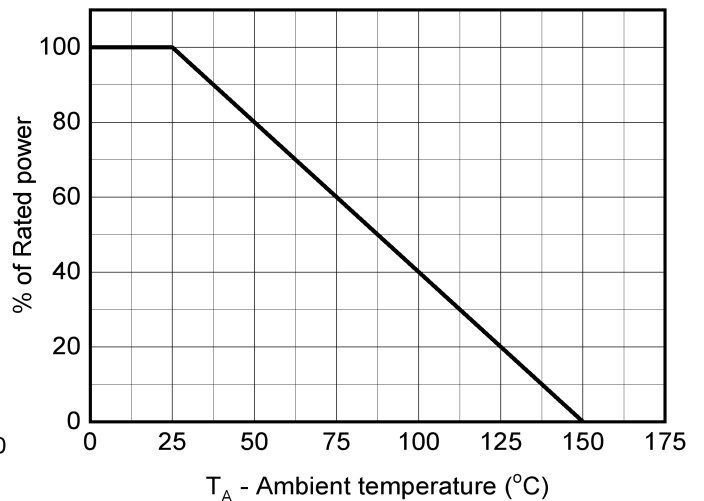


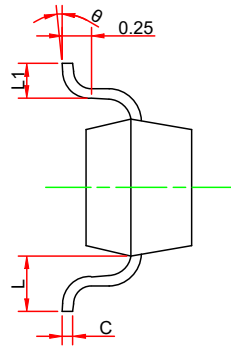
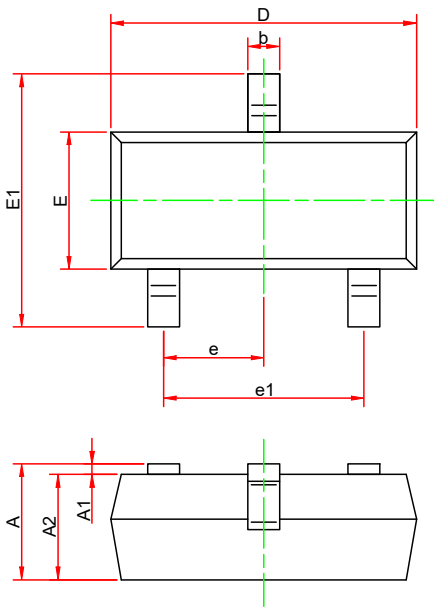
Fig6: Power derating vs. Ambient temperature





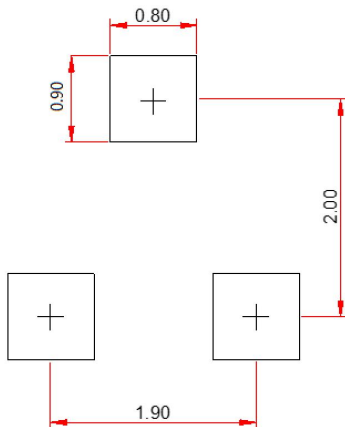
# MMBZ39VA

## ■ Outline Dimensions



Symbol	Dimensions in millimeters		
	Min.	Typ.	Max.
A	0.900	-	1.150
A1	0.000	-	0.100
A2	0.900	-	1.050
b	0.300	-	0.500
c	0.100	-	0.200
D	2.800	-	3.000
E	1.200	-	1.400
E1	2.250	-	2.550
e	0.950TYP		
e1	1.800	-	2.000
L	0.550REF		
L1	0.300	-	0.500
$\theta$	0°	-	8°

## ■ Soldering Footprint



### Notes:

This recommended land pattern is for reference purposes only. Please consult your manufacturing group to ensure your PCB design guidelines are met.



## MMBZ39VA

---

### Disclaimer

The information presented in this document is for reference only. Yangzhou Yangjie Electronic Technology Co., Ltd. reserves the right to make changes without notice for the specification of the products displayed herein to improve reliability, function or design or otherwise.

The product listed herein is designed to be used with ordinary electronic equipment or devices, and not designed to be used with equipment or devices which require high level of reliability and the malfunction of which would directly endanger human life (such as medical instruments, transportation equipment, aerospace machinery, nuclear-reactor controllers, fuel controllers and other safety devices), Yangjie or anyone on its behalf, assumes no responsibility or liability for any damages resulting from such improper use of sale.

This publication supersedes & replaces all information previously supplied. For additional information, please visit our website [http:// www.21yangjie.com](http://www.21yangjie.com) , or consult your nearest Yangjie's sales office for further assistance.